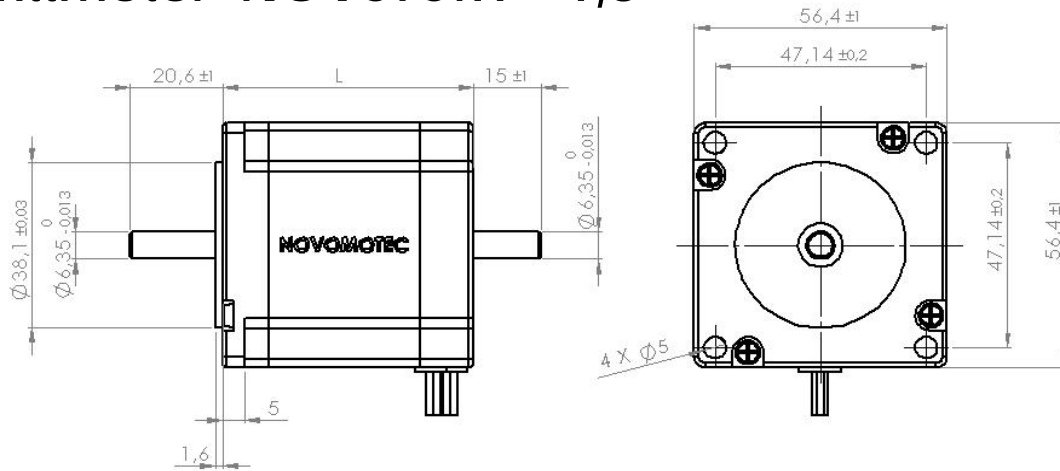


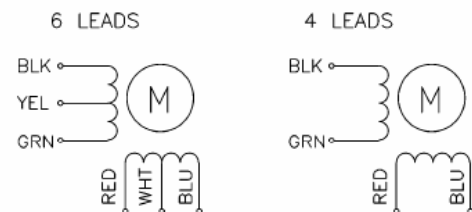


## Schrittmotor NOV57STH – 1,8°



Item	Specifications
Step Angle	1,8°
Step Angle Accuracy	+/- 5% (full step, no load)
Resistance Accuracy	+/- 10%
Temperature Rise	+/- 20%
Ambient Temperature	max. 80°C (rated current, 2 phase on)
Insulation Resistance	-20°C - +50°C
Dielectric Strength	min. 100MΩ, 500VDC
Shaft Radial Play	max. 0,02mm
Shaft Axial Play	max. 0,08mm
Max. Radial Force	75 N (20mm from the flange)
Max. Axial Force	15 N
Rotation	CW

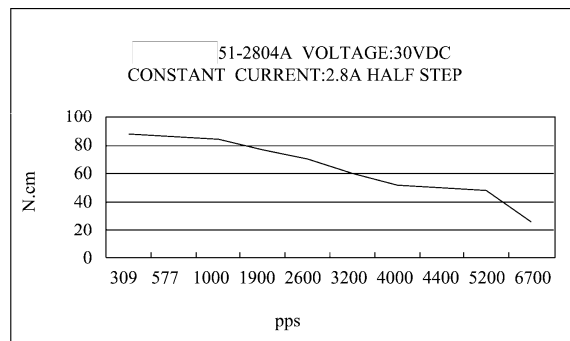
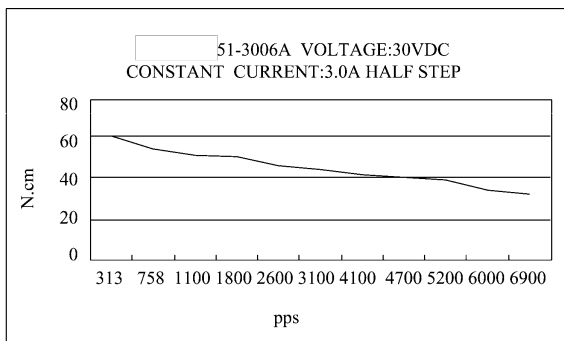
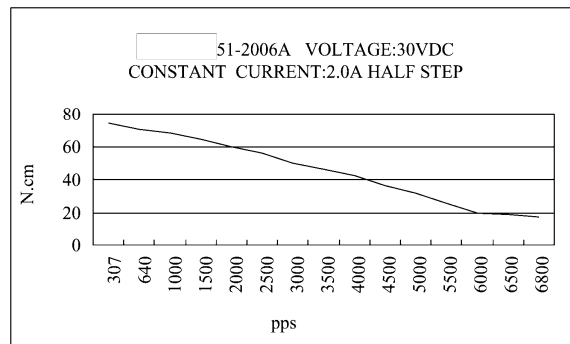
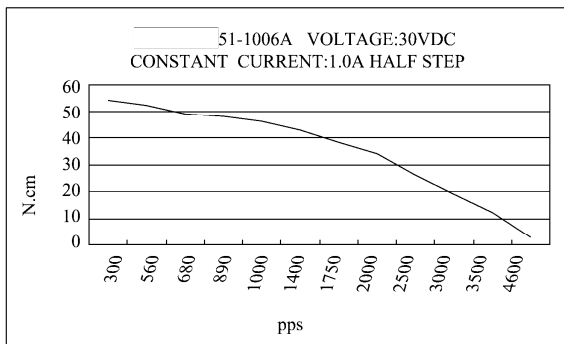
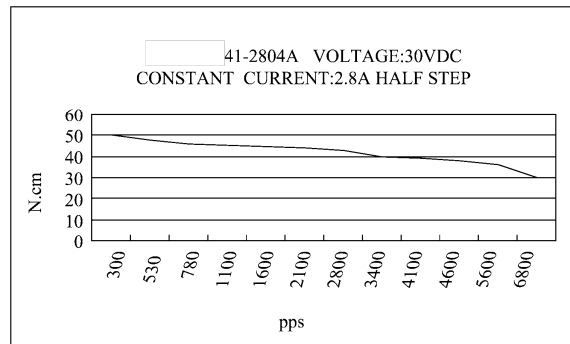
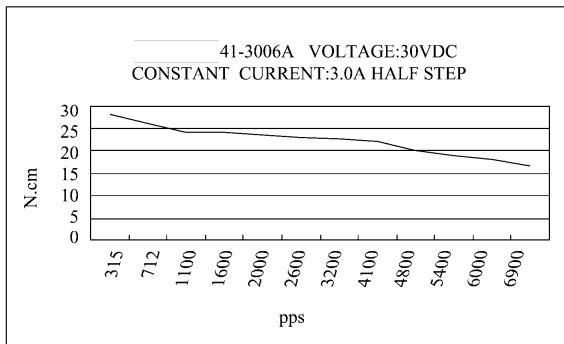
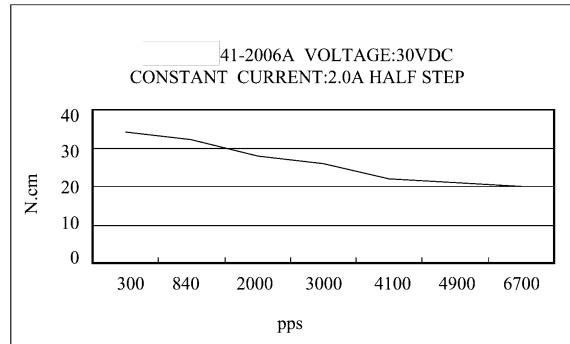
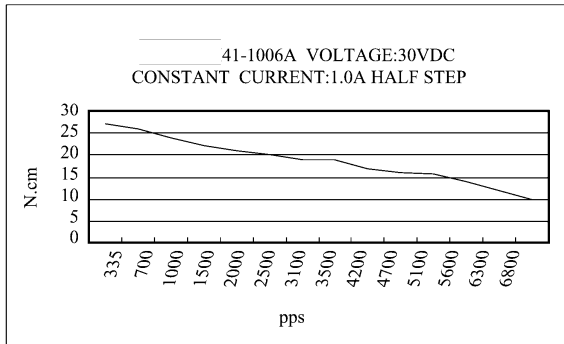
### Wiring Diagramm:



Model.No		Rated Voltage	Current/Phase	Resistance /Phase	Inductance/Phase	Holding Torque	# of Leads	Weight	Lenght L
Single Shaft	Double Shaft	V	A	Ω	mH	Nm		kg	mm
41-1006.A	41-1006.B	5,7	1	5,7	5,4	0,39	6	0,45	41
41-2006.A	41-2006.B	2,8	2	1,4	1,4	0,39	6	0,45	41
41-3006.A	41-3006.B	1,9	3	0,63	0,6	0,39	6	0,45	41
41-2804.A	41-2804.B	2	2,8	0,7	1,4	0,55	4	0,45	41
51-1006.A	51-1006.B	6,6	1	6,6	8,2	0,72	6	0,65	51
51-2006.A	51-2006.B	3,3	2	1,65	2,2	0,72	6	0,65	51
51-3006.A	51-3006.B	2,2	3	0,74	0,9	0,72	6	0,65	51
51-2804.A	51-2804.B	2,3	2,8	0,83	2,2	1,01	4	0,65	51
56-1006.A	56-1006.B	7,4	1	7,4	10	0,9	6	0,7	56
56-2006.A	56-2006.B	3,6	2	1,8	2,5	0,9	6	0,7	56
56-3006.A	56-3006.B	2,3	3	0,75	1,1	0,9	6	0,7	56
56-2804.A	56-2804.B	2,5	2,8	0,9	2,5	1,26	4	0,7	56
76-1006.A	76-1006.B	8,6	1	8,6	14	1,35	6	1	76
76-2006.A	76-2006.B	4,5	2	2,25	3,6	1,35	6	1	76
76-3006.A	76-3006.B	3	3	1	1,6	1,35	6	1	76
76-2804.A	76-2804.B	3,2	2,8	1,13	3,6	1,89	4	1	76

## 1.8° Size 57mm High Torque Hybrid Stepping Motor

### ● Pull out Torque Curve



● Pull out Torque Curve

