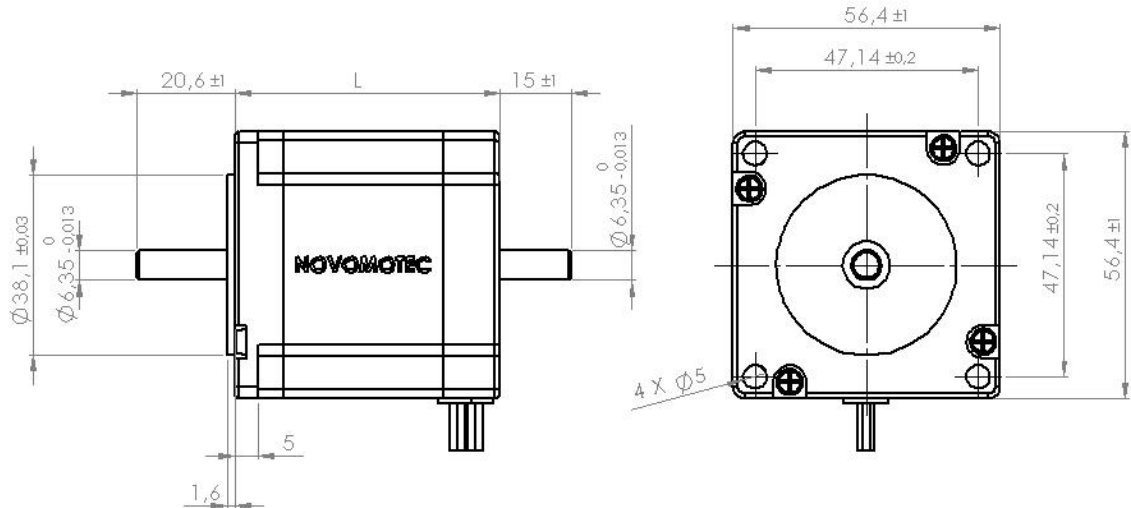


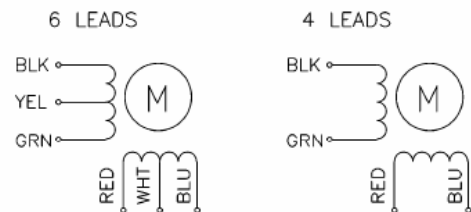


Schrittmotor NOV57STH – 0,9°



Item	Specifications
Step Angle	0,9°
Step Angle Accuracy	+/- 5% (full step, no load)
Resistance Accuracy	+/- 10%
Temperature Rise	+/- 20%
Ambient Temperature	max. 80°C (rated current, 2 phase on)
Insulation Resistance	-20°C - +50°C
Dielectric Strength	min. 100M Ω , 500VDC
Shaft Radial Play	max. 0,02mm
Shaft Axial Play	max. 0,08mm
Max. Radial Force	75 N (20mm from the flange)
Max. Axial Force	15 N
Rotation	CW

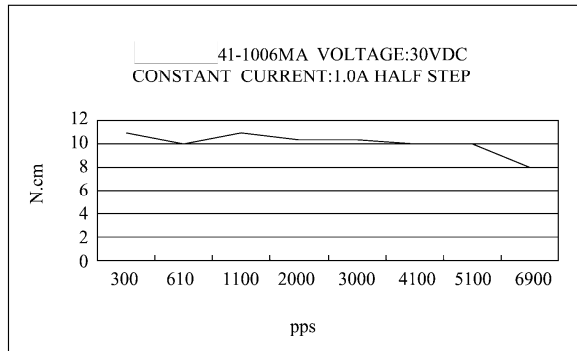
Wiring Diagramm:



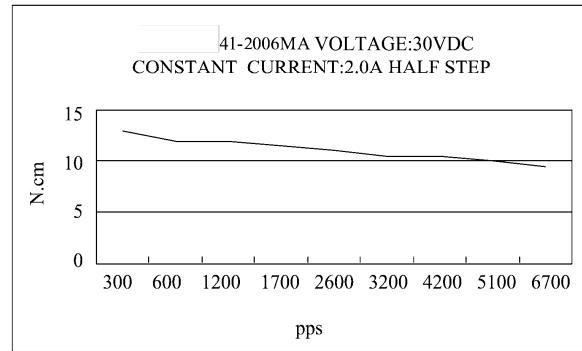
Model.No		Rated Voltage	Current/Phase	Resistance/Phase	Inductance/Phase	Holding Torque	# of Leads	Weight	Lenght L
Single Shaft	Double Shaft	V	A	Ω	mH	Nm		kg	mm
41-1006.MA	41-1006.MB	5,7	1	5,7	8	0,39	6	0,45	41
41-2006.MA	41-2006.MB	2,8	2	1,4	2,2	0,39	6	0,45	41
41-3006.MA	41-3006.MB	1,9	3	0,63	1	0,39	6	0,45	41
41-2804.MA	41-2804.MB	2	2,8	0,7	2,2	0,55	4	0,45	41
56-1006.MA	56-1006.MB	7,4	1	7,4	17,5	0,9	6	0,7	56
56-2006.MA	56-2006.MB	3,6	2	1,8	4,5	0,9	6	0,7	56
56-3006.MA	56-3006.MB	2,3	3	0,75	1,9	0,9	6	0,7	56
56-2804.MA	56-2804.MB	2,5	2,8	0,9	4,5	1,26	4	0,7	56
76-1006.MA	76-1006.MB	8,6	1	8,6	23	1,35	6	1	76
76-2006.MA	76-2006.MB	4,5	2	2,25	5,6	1,35	6	1	76
76-3006.MA	76-3006.MB	3	3	1	2,6	1,35	6	1	76
76-2804.MA	76-2804.MB	3,2	2,8	1,13	5,6	1,89	4	1	76

0.9° Size 57mm High Torque Hybrid Stepping Motors

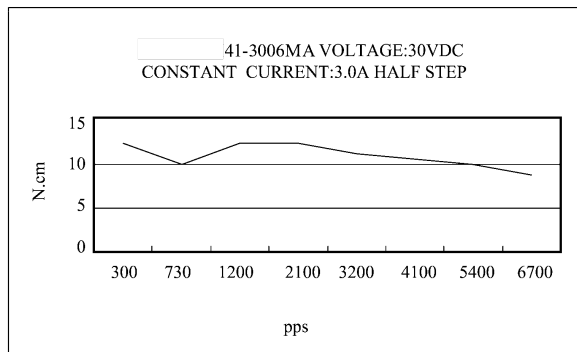
- Pull out Torque Curve



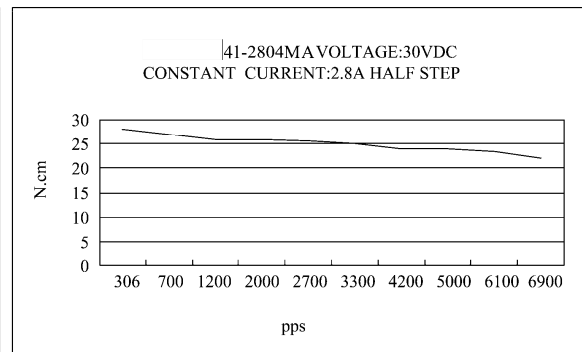
a



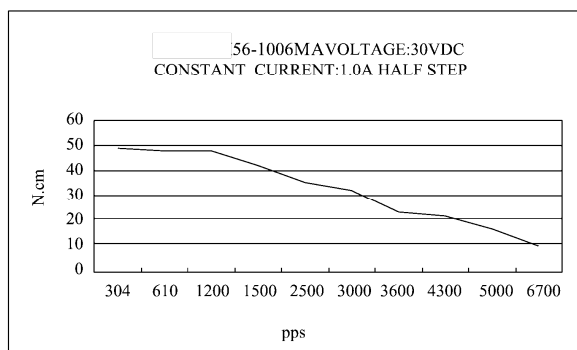
b



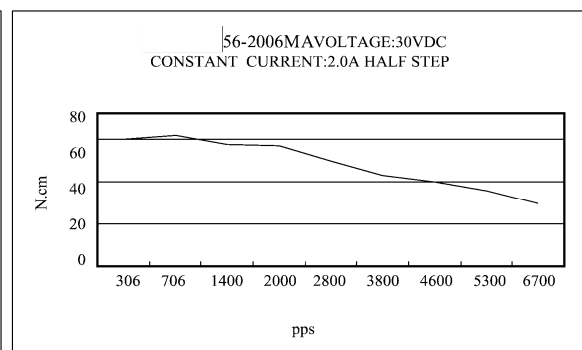
c



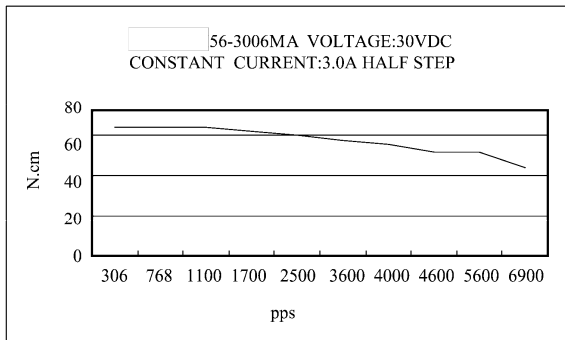
d



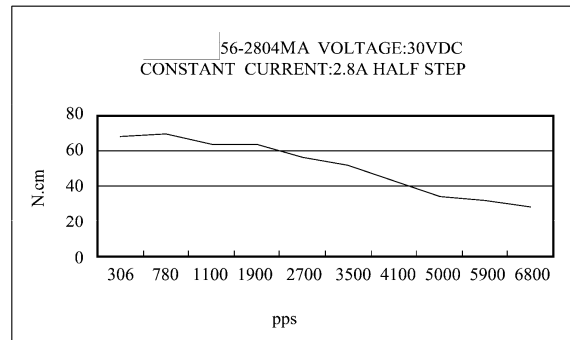
e



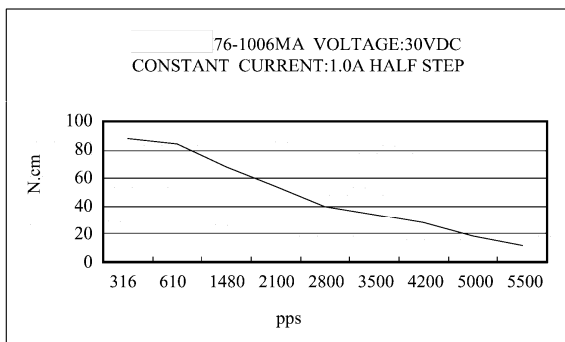
f



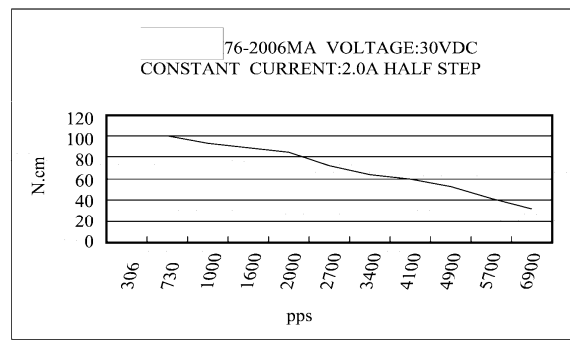
g



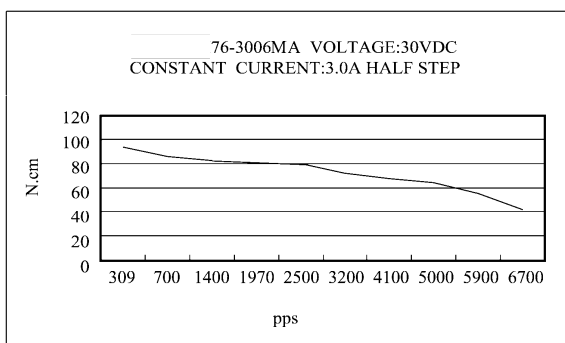
h



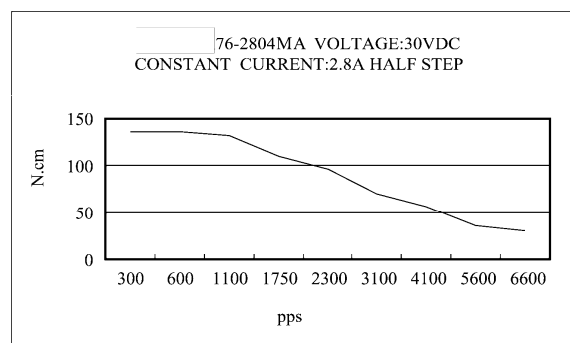
i



j



k



l