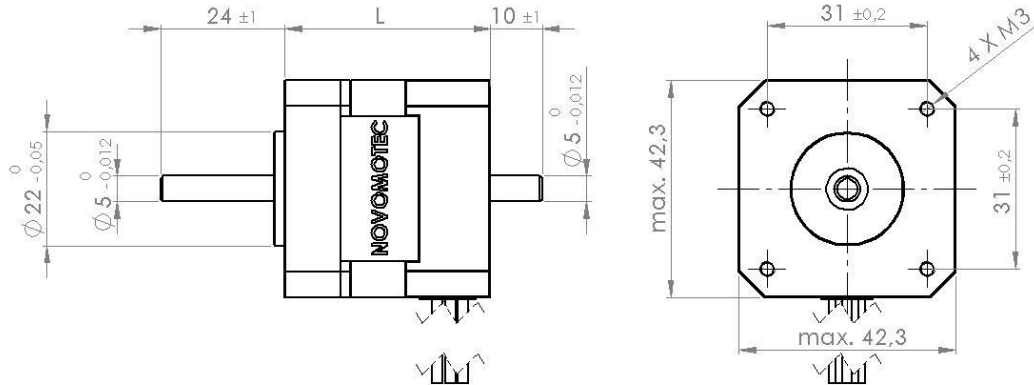
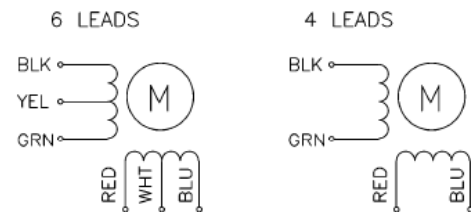


Schrittmotor NOV42STH – 0,9°



Item	Specifications
Step Angle	0,9°
Step Angle Accuracy	+/- 5% (full step, no load)
Resistance Accuracy	+/- 10%
Temperature Rise	+/- 20%
Ambient Temperature	max. 80°C (rated current, 2 phase on)
Insulation Resistance	-20°C - +50°C
Dielectric Strength	min. 100MΩ, 500VDC
Shaft Radial Play	max. 0,02mm
Shaft Axial Play	max. 0,08mm
Max. Radial Force	28 N (20mm from the flange)
Max. Axial Force	10 N
Rotation	CW

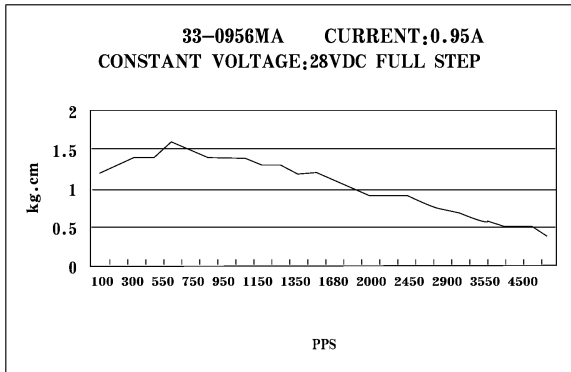
Wiring Diagramm:



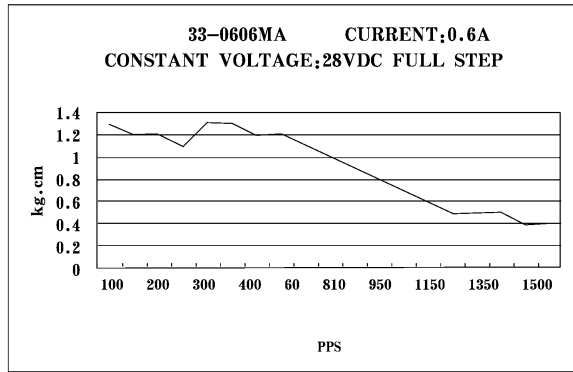
Model.No		Rated Voltage	Current/Phase	Resistance/Phase	Inductance/Phase	Holding Torque	# of Leads	Weight	Length L
Single Shaft	Double Shaft	V	A	Ω	mH	mNm		g	mm
33-0956.MA	33-0956.MB	4	0,95	4,2	4	158	6	220	33
33-0606.MA	33-0606.MB	6	0,6	10	9,5	158	6	220	33
33-0316.MA	33-0316.MB	12	0,31	38,5	33	158	6	220	33
33-1334.MA	33-1334.MB	2,8	1,33	2,1	4,2	220	4	220	33
38-1206.MA	38-1206.MB	4	1,2	3,3	3,4	259	6	280	38
38-0806.MA	38-0806.MB	6	0,8	7,5	6,7	259	6	280	38
38-0406.MA	38-0406.MB	12	0,4	30	30	259	6	280	38
38-1684.MA	38-1684.MB	2,8	1,68	1,65	3,2	330	4	280	38
47-1206.MA	47-1206.MB	4	1,2	3,3	4	317	6	350	47
47-0806.MA	47-0806.MB	6	0,8	7,5	10	317	6	350	47
47-0406.MA	47-0406.MB	12	0,4	30	38	317	6	350	47
47-1684.MA	47-1684.MB	2,8	1,68	1,65	4,1	440	4	350	47

0.9° Size 42mm High Torque Hybrid Stepping Motor

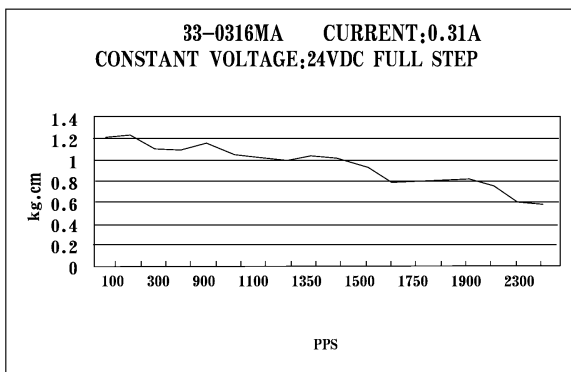
- Pull out Torque Curve



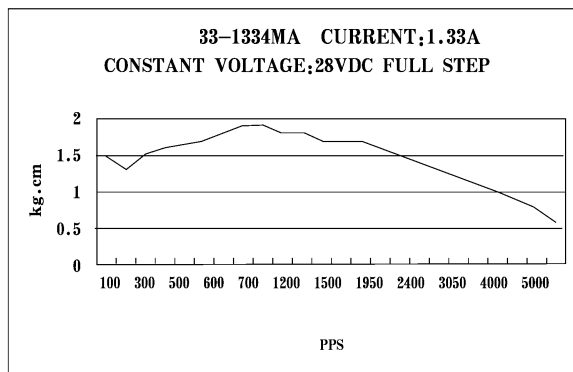
a



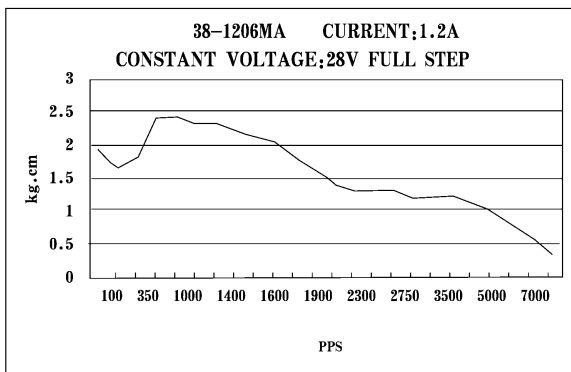
b



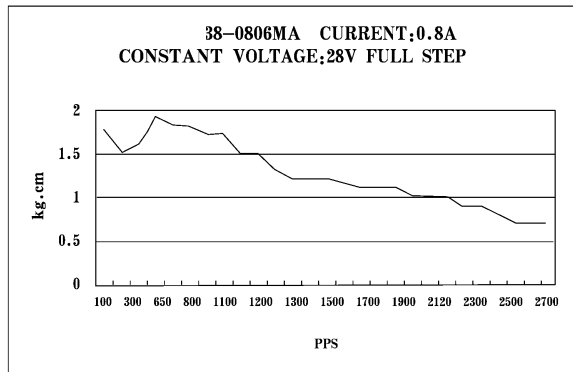
c



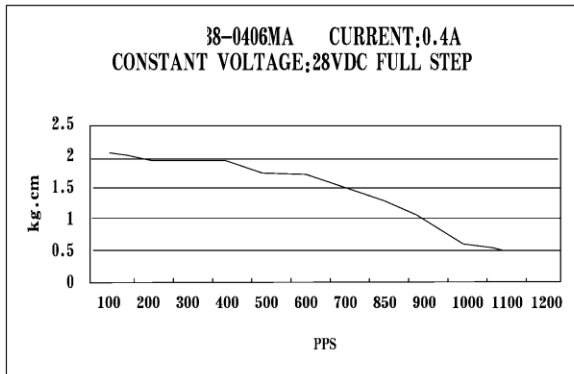
d



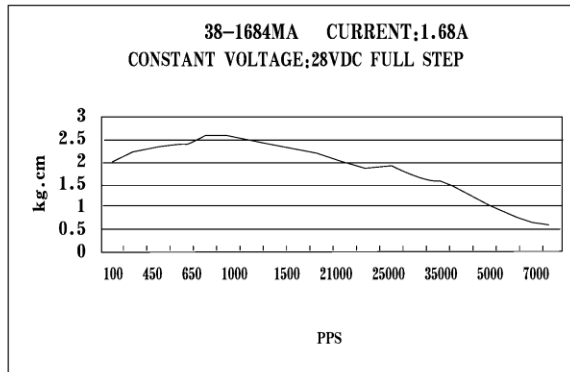
e



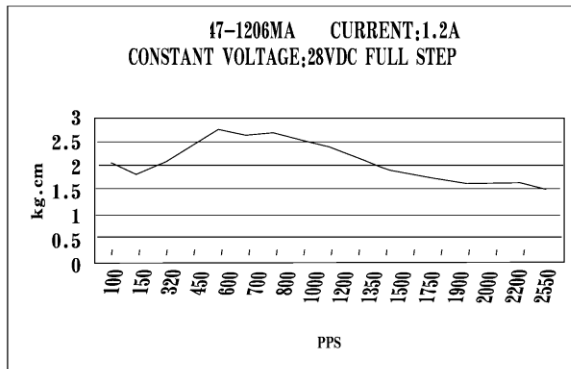
f



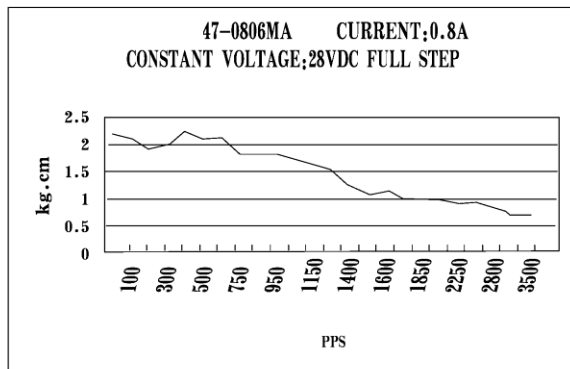
g



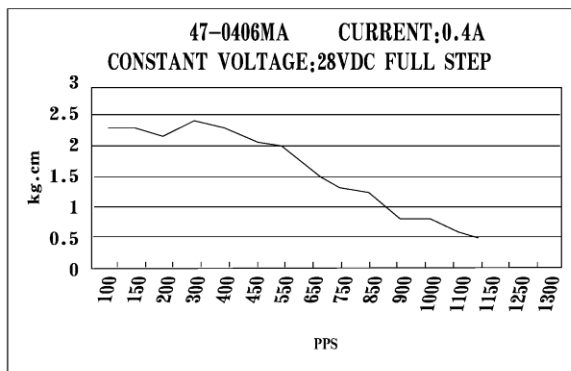
h



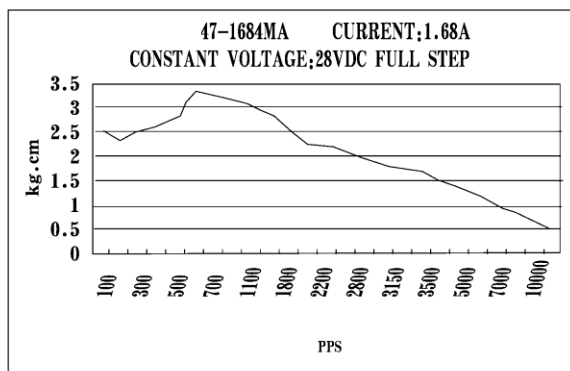
i



j



k



l